

OTP Treasurer's Report For October 2022

Period Ending: 10/31/2022
 Report Date: 11/7/2022

Accrual Basis

Assets

	Cash On Hand (COH)	Assets
10/31/2022	673,059	714,993
9/30/2022	575,477	618,314
6/30/2022	597,212	637,222
3/31/2022	675,173	692,778

Liabilities

	Accounts Payable	Liabilities
10/31/2022	7,667	39,085
9/30/2022	2,264	36,453
6/30/2022	2,267	86,555
3/31/2022	4,488	49,618

PROFIT & LOSS

Net Income w/o Endowment and Capital Projects			
	Month	Yr. to Date	w/o Deprec.
10/31/2022	(18,518)	(28,194)	606
9/30/2022	16,081	(9,464)	
6/30/2022	(25,408)	153,786	
3/31/2022	(18,394)	259,216	

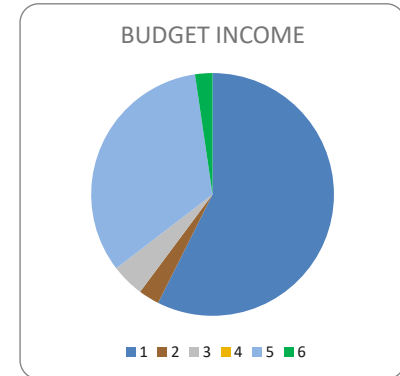
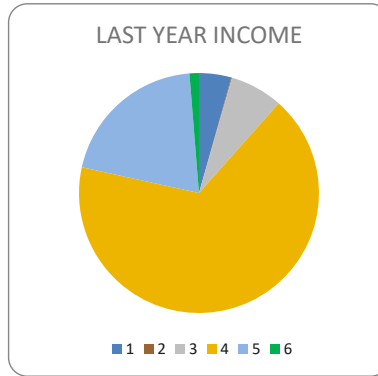
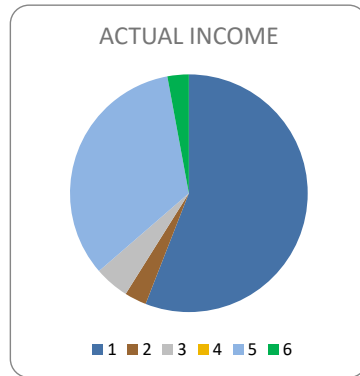
Summary Balance Sheet

	Oct 31, 22	Oct 31, 21
ASSETS		
Current Assets		
Checking/Savings	673,058.57	635,020.09
Accounts Receivable	8,800.00	0.00
Other Current Assets	33,134.67	58,190.62
Total Current Assets	714,993.24	693,210.71
Fixed Assets	838,729.40	792,563.74
Other Assets	0.00	88,856.00
TOTAL ASSETS	1,553,722.64	1,574,630.45
LIABILITIES & EQUITY		
Liabilities		
Current Liabilities		
Accounts Payable	7,667.17	5,103.85
Credit Cards	1,551.53	1,214.15
Other Current Liabilities	29,865.90	31,193.16
Total Current Liabilities	39,084.60	37,511.16
Total Liabilities	39,084.60	37,511.16
Equity	1,514,638.04	1,537,119.29
TOTAL LIABILITIES & EQUITY	1,553,722.64	1,574,630.45

Estimated Months of Operations from Cash On Hand (COH) after adjusting for allocated funds (Worthington, lights, lift) and previous endowment/capital projects of \$206,528 (Kroeger/Ingraham) = 6.6

INCOME	YEAR TO DATE		
	ACTUAL	LAST YEAR	BUDGET
Contributions	160485.0	23180.0	124000.0
Sponsors	8588.0	559.0	6000.0
Non Govt grants	13558.0	38015.0	9500.0
Govt grants	0	357089	0
Tickets	95987.0	108247	71500
Ticket fee	8322.0	6789.0	5005.0

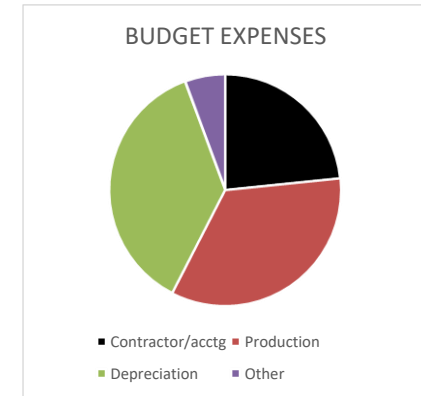
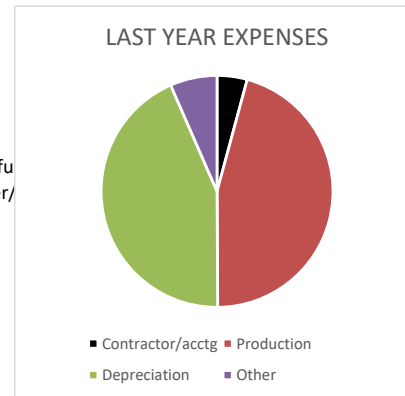
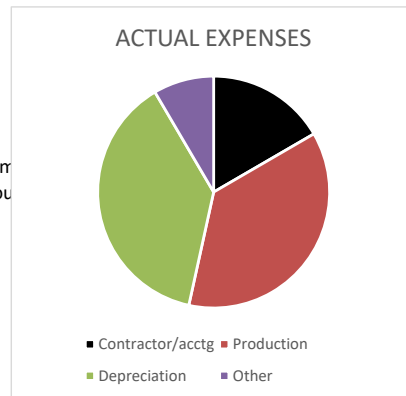
1
2
3
4
5
6

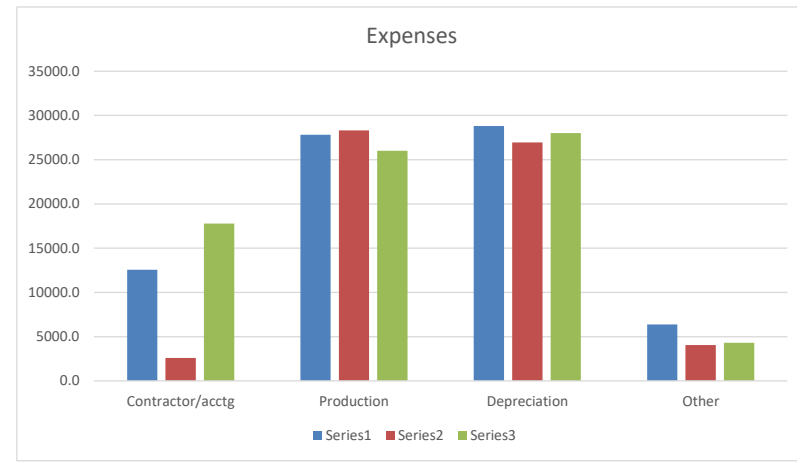
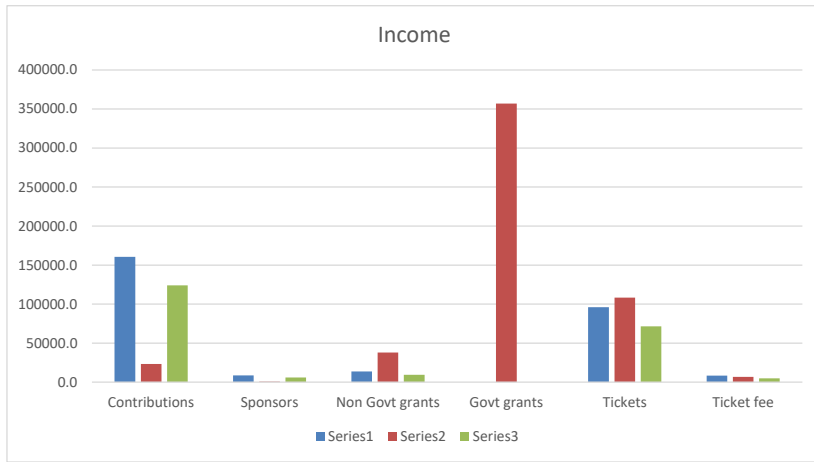


EXPENSES	YEAR TO DATE		
	ACTUAL	LAST YEAR	BUDGET
Contractor/acctg	12567.0	2600.0	17790.0
Production	27823.0	28310.0	26000.0
Depreciation	28800.0	26960.0	28000.0
Other	6388.0	4057.0	4300.0

Estimated Months of Operatons from
(Worthington, lights, lift) and previou

d fu
ger/





Series 1 = Actuals for this year to date

Series 2 = Last year to date

Series 3 = Budget for this year

Estimated Months of Operations from Cash On Hand (COH) after adjusting for allocated funds (Worthington, lights, lift) and previous endowment/capital projects of \$206,528 (Kroeger/Ingraham) =